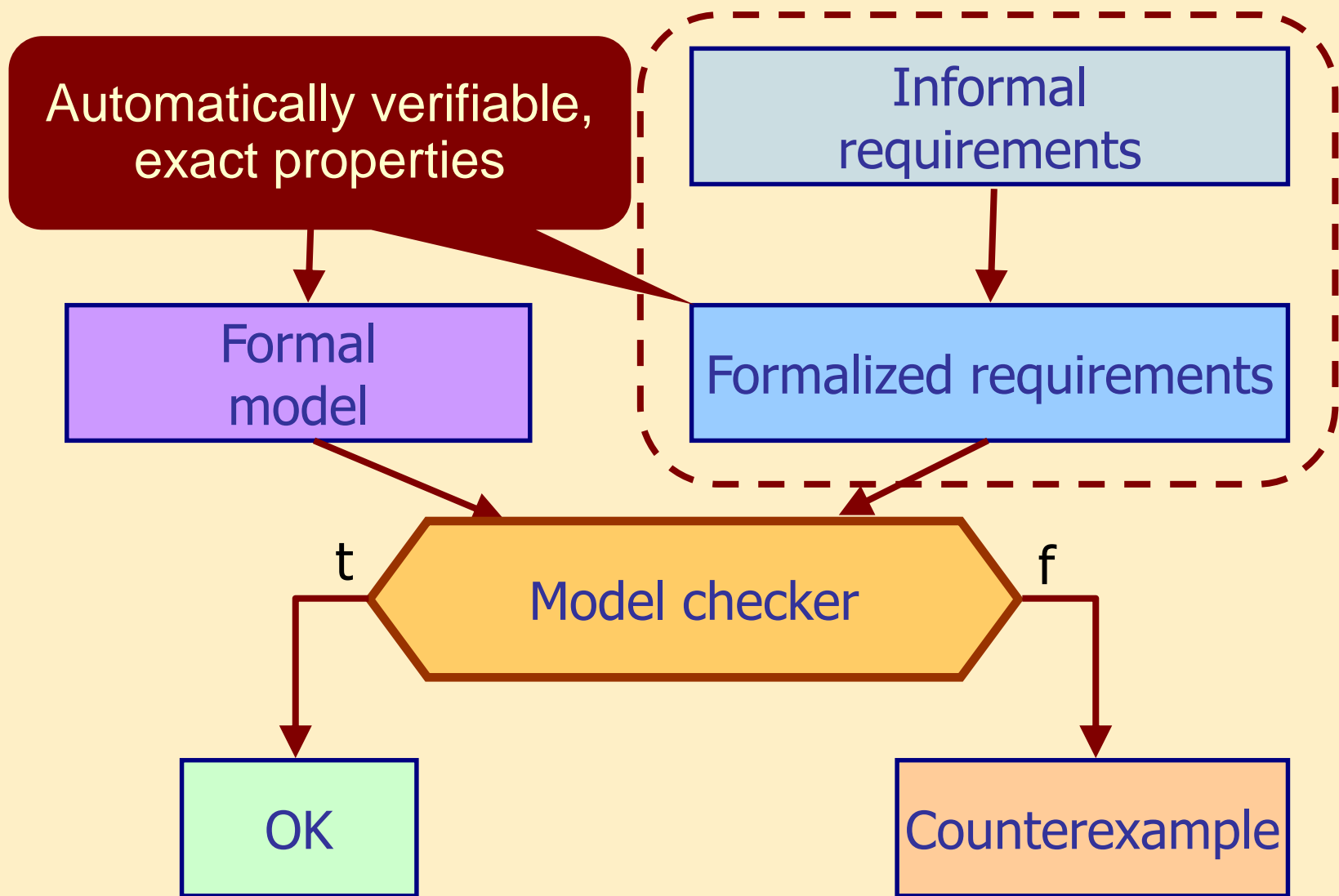


Formalizing requirements: Branching time temporal logics

dr. István Majzik

BME Department of Measurement and Information Systems

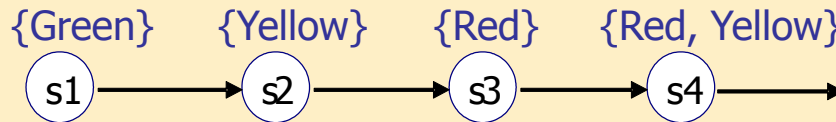
Our goal



Classification of temporal logics

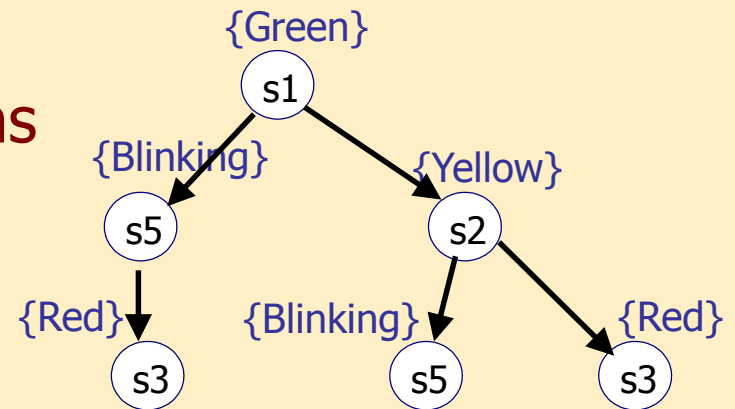
- **Linear:**

- We consider individual executions of the system
- Each state has exactly one subsequent state
- Logical time along a linear timeline (trace)



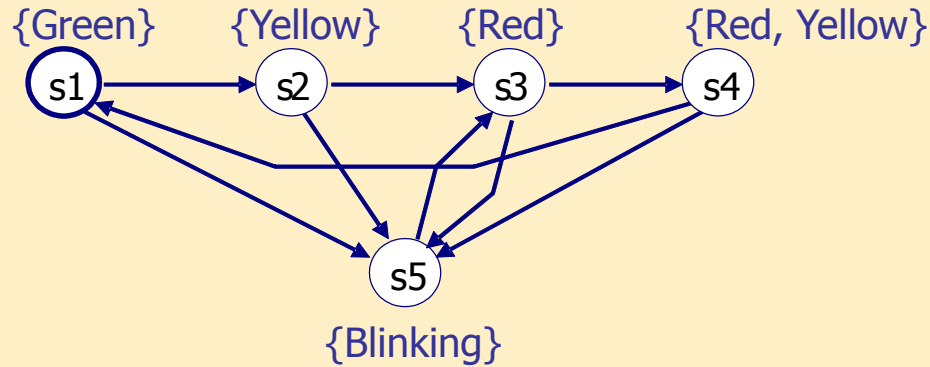
- **Branching:**

- We consider trees of executions of the system
- Each state possibly has many subsequent state
- Logical time along a branching timeline (computation tree)

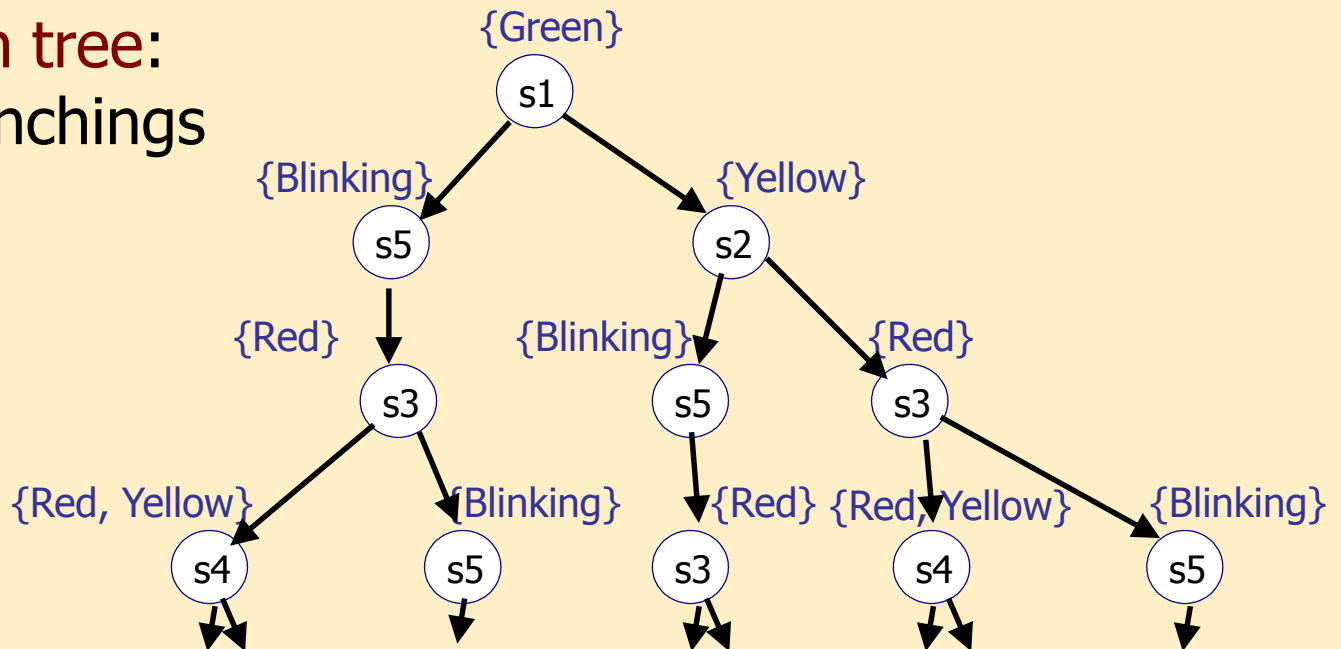


Computation tree

Kripke structure:



Computation tree:
possible branchings

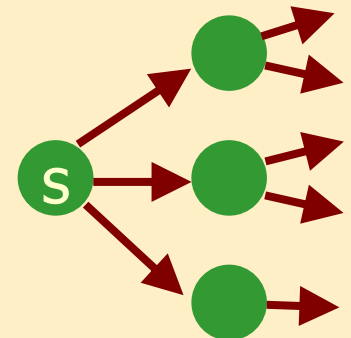
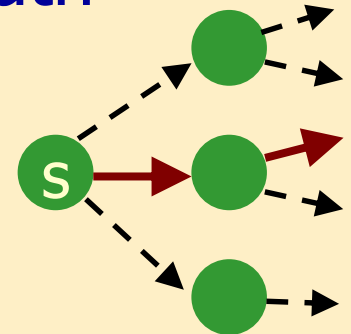


Branching time temporal logics: CTL, CTL*

Branching

In a given **state**,
we can formulate requirements on the outgoing
paths of the state:

- **E p** (Exists p): **there exists** at least one path from the state for which **p** holds
 - Requirement on a single path
 - Existential operator
- **A p** (for All p): **for all** paths from the state **p** holds
 - Requirement on all possible paths
 - Universal operator



Branching time temporal logics

- **CTL***: Computational Tree Logic *
- An arbitrary combination of
 - Path quantifiers (E, A)
 - Path-specific temporal operators (X, F, G, U)

- **CTL**: Computational Tree Logic
 - An operator is a combination of a path quantifier and a path-specific operator
 - E.g. AX, E(_ U _)

CTL*: Computational Tree Logic *

CTL* operators (informal)

- Path quantifiers (interpreted over states):
 - A: “for All futures”,
for all possible paths from the current state
 - E: “Exists future”, “for some future”,
for at least one path from the current state
- Path-specific operators (interpreted over paths):
 - X p: “neXt”, for the next state p holds
 - F p: “Future”, for a state along the path p holds
 - G p: “Globally”, for each state of the path p holds
 - p U q: “p Until q”, for a state of the path q will hold, and until then for all states p holds

CTL* formulas

$A(p \Rightarrow F q)$

For all paths,
we have that
...

if initially
p holds, ...

then
in the future ...

q eventually
holds.

Examples for CTL* formulas

- $E(p \wedge G q)$

There exists at least one path such that p holds (initially for the path) and for all suffices of the path q holds.

- $E(XXX p \vee F q)$

There exists a path such that

- p holds for its fourth state, or
- eventually q holds

Formal treatment of CTL*

- So far: only an informal introduction
- To enable automatic formal verification, we need:
 - **Syntax** rules:
What are the well-formed formulas in CTL*?
 - **Semantic** rules:
When does a formula in CTL* hold for a given model?

CTL* syntax

- **State formulas: evaluated over states**
 - **S1:** an atomic proposition P is a state formula
 - **S2:** for state formulas p and q ,
we have state formulas $\neg p$ and $p \wedge q$
 - **S3:** for a path formula p ,
we have state formulas $E p$ and $A p$
- **Path formulas: evaluated over paths**
 - **P1:** every state formula is a path formula
 - **P2:** for path formulas p and q ,
we have path formulas $\neg p$ and $p \wedge q$
 - **P3:** for path formulas p and q ,
we have path formulas $X p$ and $p U q$

Well-formed formulas in CTL*: state formulas

CTL* semantics: notation

- $M = (S, I, R, L)$ Kripke structure
- $\pi = (s_0, s_1, s_2, \dots)$ a path of M where $s_0 \in I$ and $\forall i \geq 0: (s_i, s_{i+1}) \in R$
 - $\pi^i = (s_i, s_{i+1}, s_{i+2}, \dots)$ the suffix of π from i
- $M, \pi \models p$ (for a path formula p):
in Kripke structure M , along path π , p holds
- $M, s \models p$ (for a state formula p):
in Kripke structure M , in state s , p holds

CTL* semantics: state formulas

- **S1:**

$M, s \models P$ iff $P \in L(s)$

- **S2:**

$M, s \models \neg p$ iff not $M, s \models p$

$M, s \models p \wedge q$ iff $M, s \models p$ and $M, s \models q$

- **S3:**

$M, s \models E p$ (for path formula p)

iff there exists a path $\pi = (s_0, s_1, s_2, \dots)$ in M such that $s = s_0$ and $M, \pi \models p$.

$M, s \models A p$ (for a path formula p)

iff for all paths $\pi = (s_0, s_1, s_2, \dots)$ in M such that $s = s_0$ we have $M, \pi \models p$.

CTL* semantics: path formulas

- **P1:**

$M, \pi \models p$ (for a state formula p) iff $M, s_0 \models p$

- **P2:**

$M, \pi \models \neg p$ iff not $M, \pi \models p$

$M, \pi \models p \wedge q$ iff $M, \pi \models p$ and $M, \pi \models q$

- **P3:**

$M, \pi \models X p$ iff $M, \pi^1 \models p$

$M, \pi \models p U q$ iff

$\pi^j \models q$ for some $j \geq 0$ and

$\pi^k \models p$ for all $0 \leq k < j$

Background: Computational complexity of evaluation

- Worst-case time complexity: at least $O(|S|^2 \times 2^{|p|})$
 - $|S|^2$ number of transitions in the model (Kripke structure) in the worst case
 - $|p|$ number of temporal operators in the formula
- The exponential complexity seems frightening
 - Although temporal requirements tend to be short
- Goal: simplifying CTL*
 - Should remain usable in practice
 - Should reduce worst-case time complexity

CTL: Computational Tree Logic

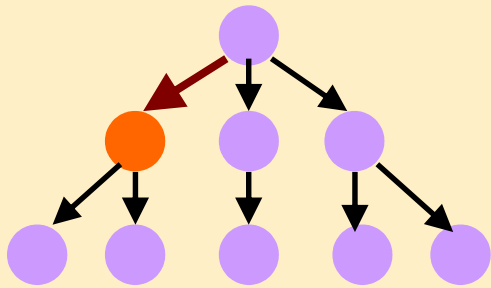
CTL operators (informal introduction)

Complex operators over states:

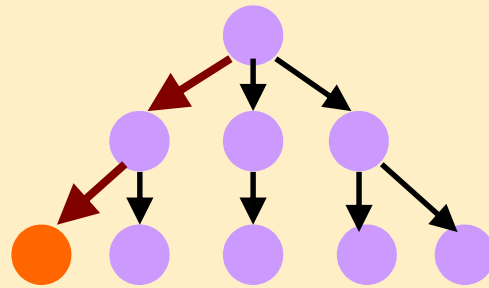
- $EX\ p$: there exists a path where p holds in the next state
- $EF\ p$: there exists a path where p holds in the future
- $EG\ p$: there exists a path where p holds globally
- $E(p\ U\ q)$: there exists a path where p holds until q eventually holds

- $AX\ p$: for all paths p holds in the next state
- $AF\ p$: for all paths p holds in the future
- $AG\ p$: for all paths p holds globally
- $A(p\ U\ q)$: for all paths p holds until q eventually holds

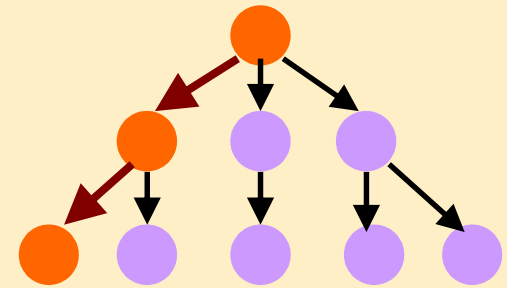
CTL operators (examples)



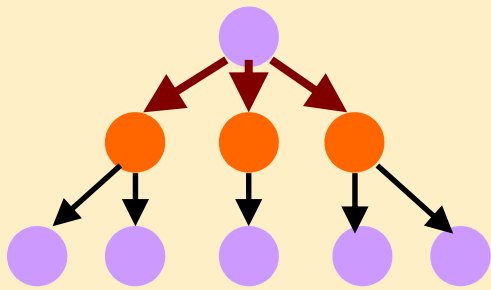
EX P



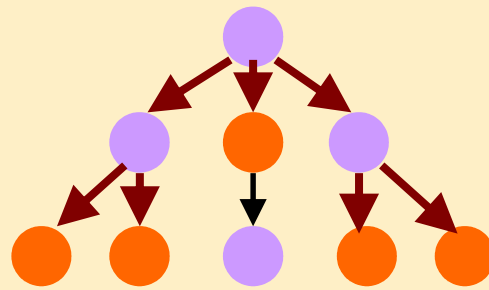
EF P



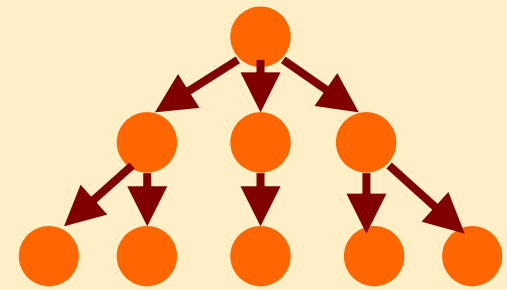
EG P



AX P



AF P



AG P

CTL formulas (examples)

- **AG EF p**

starting from any state,
a state can be reached where **p** holds

- Example: AG EF Reset

- **AG AF p**

starting from any state,
we will encounter a state where **p** holds

- Example: AG AF Terminated

- **AG (p \Rightarrow AF q)**

starting from any state,
if we encounter a state where **p** holds,
then we will eventually reach a state where **q** holds.

- Example: AG (Request \Rightarrow AF Reply)

CTL formulas (examples)

- $EF\ AG\ p$

It is possible for the system to reach a state after which p will hold in all states

- $AF\ AG\ p$

Along all paths we will eventually reach a state from which p will always hold

- Example: $AF\ AG\ \text{Normal}$

- $AG\ (p \Rightarrow A\ (p\ U\ q))$

In all reachable states,
if p holds in a state,
then for all paths starting from that state,
 p holds until q eventually holds,

- “ p holds until q eventually holds”: we will reach a state where q holds, and until then p holds in all states

Formalizing requirements: an example

- Two processes in a system: P1 and P2
- The state of processes w.r.t the requirements:
 - In critical section: C1, C2
 - Not in critical section: N1, N2
 - Waiting to enter critical section: W1, W2
- Atomic propositions:
 $AP = \{C1, C2, N1, N2, W1, W2\}$

Example (cont.)

- There is at most one process in the critical section:

$AG (\neg(C1 \wedge C2))$

- If a process is waiting to enter the critical section, then it will eventually enter the critical section:

$AG (W1 \Rightarrow AF(C1))$

$AG (W2 \Rightarrow AF(C2))$

- Processes enter the critical section in alternating order; one exits, then the other enters:

$AG(C1 \Rightarrow A(C1 \cup (\neg C1 \wedge A((\neg C1) \cup C2))))$

$AG(C2 \Rightarrow A(C2 \cup (\neg C2 \wedge A((\neg C2) \cup C1))))$

P2 in critical section

P2 not in critical section

P1 enters the critical section

CTL syntax I.

State formulas:

- In CTL* we had:
 - **S1**: an atomic proposition P is a state formula
 - **S2**: for state formulas p and q ,
we have state formulas $\neg p$ and $p \wedge q$
 - **S3**: for a path formula p ,
we have state formulas $E p$ and $A p$
- In case of CTL, the same rules (**S1**, **S2**, **S3**) apply!

CTL syntax II.

Path formulas:

- In CTL* we had:
 - **P1**: every state formula is a path formula
 - **P2**: for path formulas p and q ,
we have path formulas $\neg p$ and $p \wedge q$
 - **P3**: for path formulas p and q ,
we have path formulas $X p$ and $p U q$
- In case of CTL, we have a single rule instead:
 - **P0**: for state formulas p and q ,
we have path formulas $X p$ and $p U q$

CTL syntax: Summary

State formulas:

- **S1**: an atomic proposition P is a state formula
- **S2**: for state formulas p and q ,
we have state formulas $\neg p$ and $p \wedge q$
- **S3**: for a path formula p ,
we have state formulas $E p$ and $A p$

Path formulas:

- **P0**: for state formulas p and q ,
we have path formulas $X p$ and $p U q$

- Path formulas cannot be directly nested
- Path formulas are only used in rule **S3**
- Path formulas $X p$ and $p U q$ can only be nested under E and A

The consequences of formal syntax

- Path formulas cannot be directly nested
 - X and U can only be applied to state formulas
 - Boolean connectives can only be applied to state formulas
- Path formulas are only used in rule **S3**:
- Because of rule **S3**, only a path quantifier can be applied to path formulas $X p$ and $p U q$
hence operators “stick together”
 - $EX, E(. U .),$
 - $AX, A(. U .)$

Formulas in CTL and CTL*

- Derived operators of CTL
 - EF p means $E(\text{true} \cup p)$
 - AF p means $A(\text{true} \cup p)$
 - EG p means $\neg AF(\neg p)$
 - AG p means $\neg EF(\neg p)$
- CTL* but not CTL
 - $E(X \text{ Red} \vee F \text{ Yellow})$
Boolean connective between path formulas
 - $A(X G (\text{Red} \wedge \text{Yellow}))$,
 $E(\text{XXX Red})$
Nested path formulas

CTL formal semantics

- State formulas:
 - rules **S1**, **S2**, **S3** (see CTL*) remain unchanged
 - Path formulas:
 - rules **P1**, **P2**, **P3** are replaced by a new rule **P0**:
- P0:**
- $M, \pi \models X p$ where p is a state formula iff
 $M, s_1 \models p$
 - $M, \pi \models p U q$ where p, q are state formulas iff
 $M, s_j \models q$ for some $j \geq 0$ and
 $M, s_k \models p$ for all $0 \leq k < j$

Here we have state formulas according to syntax rule **P0**

Background: Computational complexity of evaluation

- Worst case time complexity: $O(|S|^{2 \times |p|})$
 - $|S|^2$ number of transitions in the model (Kripke structure) in the worst case
 - $|p|$ number of temporal operators in the formula
- Lower than in case of CTL*:
 - No $2^{|p|}$ factor
 - Expressive enough for many practical requirements
 - Safety requirements: AG
 - Liveness requirements: EF, AF
- What is the cost?

Expressive power

- A temporal logic is **at least as expressive** as another temporal logic iff it is able to formalize all properties that the other logic can.
- It is **more expressive** iff furthermore there is a property that can be expressed in the logic but not in the other logic.
- Experience so far:
 - LTL can not consider branching (implicitly „for all paths“)
 - CTL is more restricted than CTL*, hence it is less expressive
 - CTL* also includes all properties expressible in LTL

Expressive power – Formally

- The expressive power of **TL2** is at least as big as the expressive power of **TL1** iff
for all Kripke structure **M** and for all its states **s**:

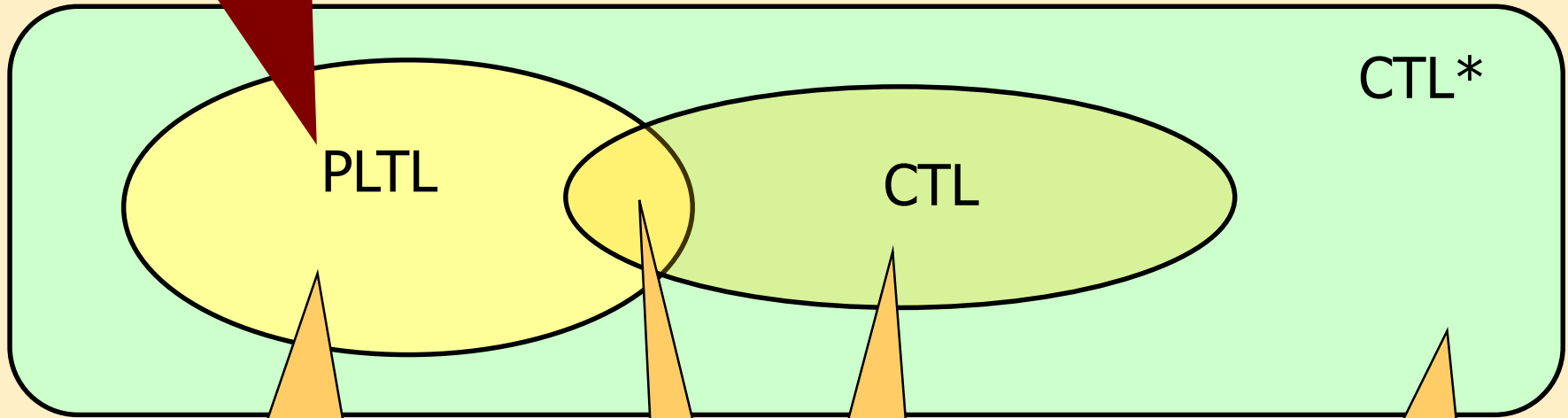
$$\forall p \in TL1:$$

$$\exists q \in TL2: (M, s \models p \iff M, s \models q)$$

- If this relation holds mutually then **TL2** and **TL1** have the same expressive power.

Expressive power of LTL, CTL, CTL*

implicit A operator



PLTL

CTL

CTL*

$AF(p \wedge Xq)$
(implicit A operator)

$AG EF p$

$A(p U q)$
(implicit A operator)

$AF(p \wedge Xq) \vee AG EF p,$
 $EXXX p$

Supplementary: Extensions

Stochastic logics:

- Reliability and timing requirements:
 - E.g.: if the current state is ERROR then there is a probability less than 30% that this condition holds after 2 time units as well
- Extension of CTL:
 - Over Continuous-time Markov chains (not a Kripke structure)
 - Probability criteria for state reachability (steady state), path traversal
 - Timing criteria (time intervals) for operators X and U

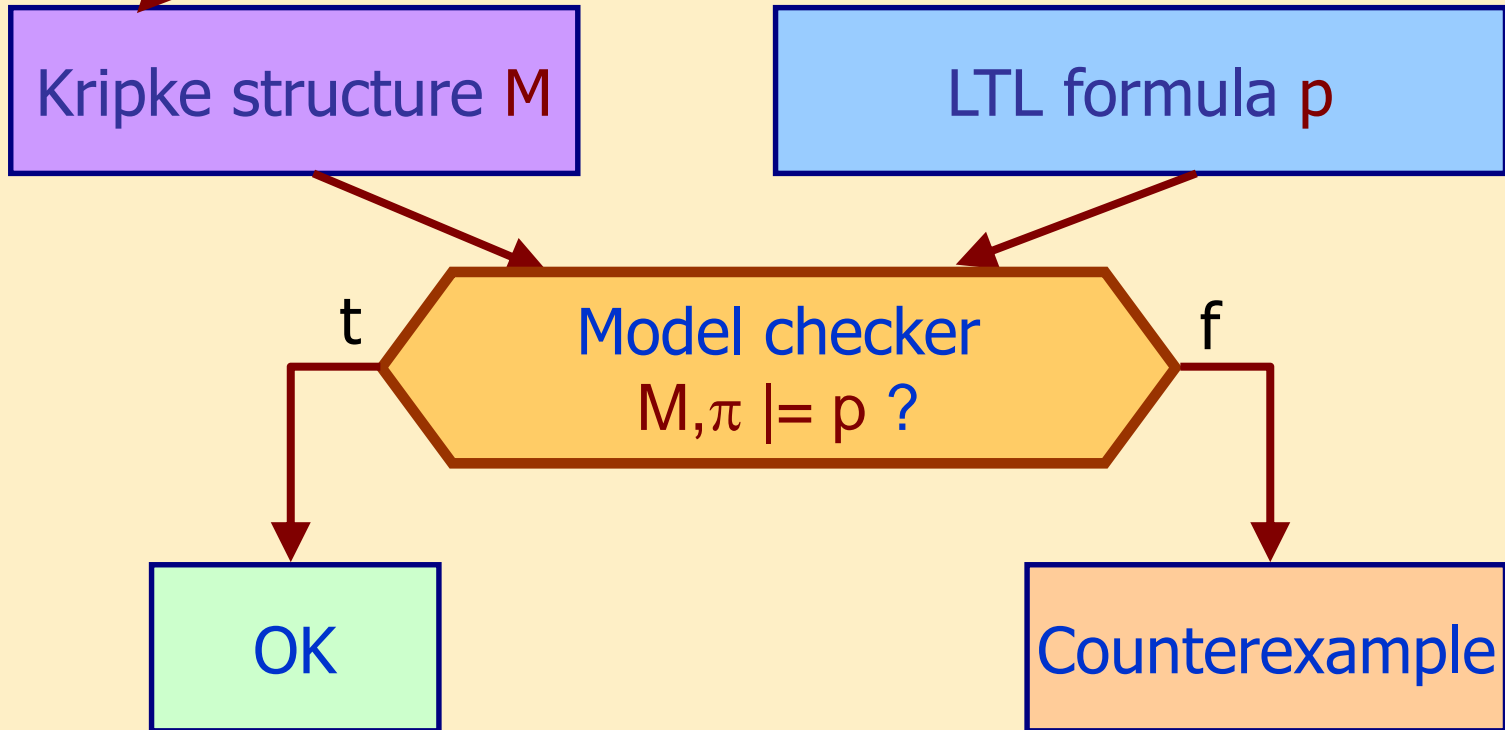
Real-time logics:

- Requirements of real-time systems
 - The logic can reference clock variables
 - Handling of time intervals

The model checking problem

LTL model checking

If no path is given
then checking of all paths from the initial state



The model checker SPIN (old interface)

The screenshot shows the SPIN model checker interface. The title bar reads "Linear Time Temporal Logic Formulae". The "Formula:" field contains " $\langle \rangle [] \text{oneLeader}$ ". The "Operators:" field shows buttons for $[]$, $\langle \rangle$, U , \rightarrow , and "and/or/no". The "Property hold:" section has radio buttons for "All Executions (desired behavior)" (selected) and "No Executions (error behavior)". The "Symbols:" section contains the following code:

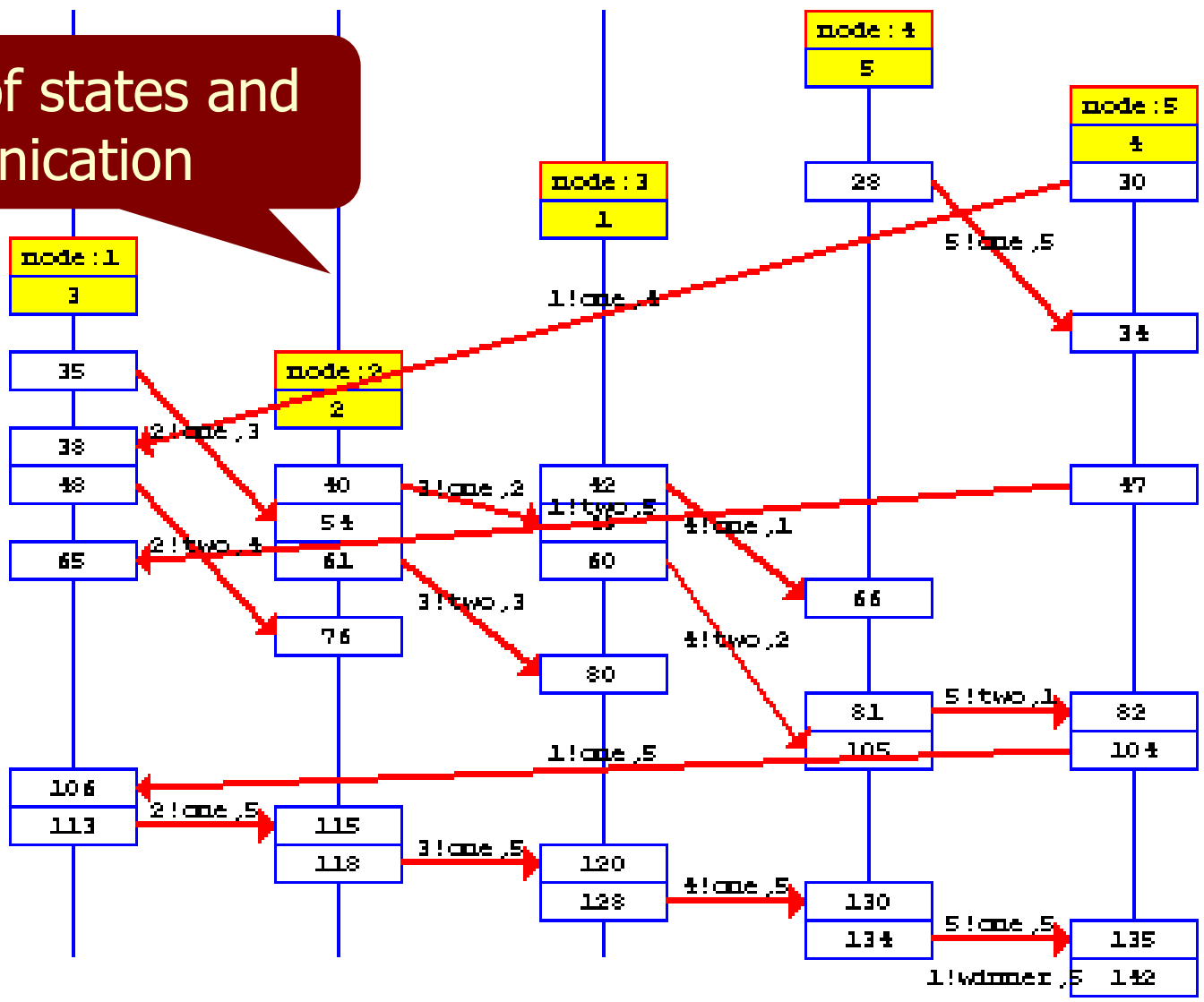
```
#define elected          (nr_leaders > 0)
#define noLeader      (nr_leaders == 0)
#define oneLeader     (nr_leaders == 1)
```

Three callouts provide additional information:

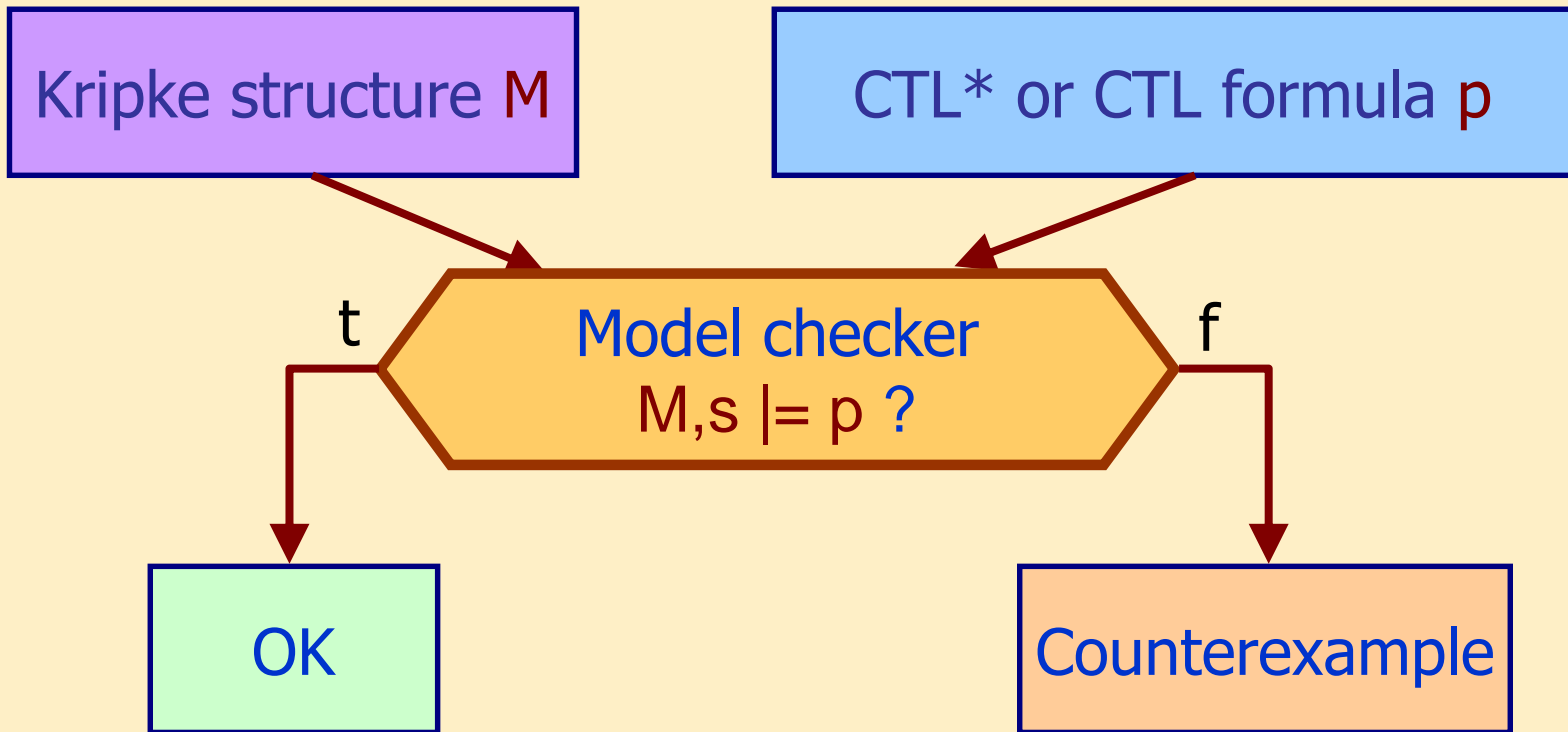
- LTL operators:**
 - F is $\langle \rangle$ (diamond)
 - G is $[]$ (box)
 - (no operator X)
- Handling of paths** (points to the "Property hold:" section)
- Labeling is defined by state variables** (points to the "#define" code)

Counterexample in SPIN

Order of states and communication



CTL* or CTL model checking



Model checking in UPPAAL

- Atomic propositions:
 - Predicates over state variables: $a \neq 1$
 - Terms: integer arithmetic, bitwise operators, $? :$ (if-then-else)
 - Reference for a location: $\text{Train}(0).\text{cross}$
 - For parameterized processes: forall, exists
 - Deadlock: deadlock expression (no action)
- Boolean connectives:
 - and, or, imply, not
- Temporal connectives: restricted CTL
 - Notation: $[]$ (box) for G, $\langle \rangle$ (diamond) for F
 - Hence: $A[], A\langle \rangle, E[], E\langle \rangle$
 - $E[]$ also for finite traces (to terminal state)
 - Temporal connectives can not be nested
 - One option though: $p \rightarrow q$ for $A[] (p \text{ imply } A\langle \rangle q)$

Checking requirements in UPPAAL

- Editable list of requirements
- Requirements can be checked one by one
- Counterexample can be generated:
 - Shortest, fastest, any
 - Can be replayed in simulator
- Traversal of the state space:
 - Depth-first search
 - Breadth-first search
- State representation:
 - Reduction
 - Approximate (under- or overapproximation)
 - The size of the hash table can be parameterized

The model checker interface in UPPAAL

The screenshot displays the UPPAAL model checker interface. The window title is "F:\FTapps\Uppaal\demo\train-gate.xml - UPPAAL". The menu bar includes "File", "Edit", "View", "Tools", "Options", and "Help". The toolbar contains icons for file operations and search. The interface is divided into several sections:

- Overview:** A list of queries with a status indicator (a green light) next to the selected query.
 - E<> Gate.Occ
 - E<> Train(0).Cross (Selected)
 - E<> Train(1).Cross
 - E<> Train(0).Cross and Train(1).Stop
 - E<> Train(0).Cross and (forall (i : id_t) i != 0 imply Train(i).Stop)
- Query:** A text area containing the selected query: "E<> Train(0).Cross".
- Comment:** A text area containing the comment: "Train 0 can reach crossing."
- Status:** A text area showing the execution status:
 - Established direct connection to local server.
 - (Academic) UPPAAL version 4.0.7 (rev. 4140), November 2008 -- server.
 - Disconnected.
 - Established direct connection to local server.
 - (Academic) UPPAAL version 4.0.7 (rev. 4140), November 2008 -- server.
 - E<> Train(0).Cross
 - Property is satisfied.

Counterexample in UPPAAL's simulator

F:/FTapps/Uppaal/demo/train-gate.xml - UPPAAL

File Edit View Tools Options Help

Editor Simulator Verifier

Drag out

Enabled Transitions

- appr[2]: Train(2) --> Gate
- appr[3]: Train(3) --> Gate
- appr[4]: Train(4) --> Gate
- appr[5]: Train(5) --> Gate
- leave[0]: Train(0) --> Gate

Next Reset

Simulation Trace

```
(Safe, Safe, Safe, Safe, Safe, Safe, Free)
appr[0]: Train(0) --> Gate
(Appr, Safe, Safe, Safe, Safe, Safe, Occ)
Train(0)
(Cross, Safe, Safe, Safe, Safe, Safe, Occ)
appr[1]: Train(1) --> Gate
(Cross, Appr, Safe, Safe, Safe, Safe, -)
stop[tail():] Gate --> Train(1)
(Cross, Stop, Safe, Safe, Safe, Safe, Occ)
```

Trace File:

Prev Next Replay

Open Save Auto

Slow Fast

Drag out

```
Gate.list[0] = 0
Gate.list[1] = 1
Gate.list[2] = 0
Gate.list[3] = 0
Gate.list[4] = 0
Gate.list[5] = 0
Gate.list[6] = 0
Gate.len = 2
Train(0).x in [0,5]
Train(1).x in [0,5]
Train(2).x >= 10
Train(3).x >= 10
Train(4).x >= 10
Train(5).x >= 10
Train(0).x - Train(2).x <= -10
Train(1).x - Train(0).x in [-5,0]
Train(2).x = Train(3).x
Train(3).x = Train(4).x
Train(4).x = Train(5).x
Train(5).x = Train(2).x
```

Train(0)

Train(1)

Train(0) Train(1) Train(2) Train(3) Train(4) Train(5) Gate

Completing the motivating example

Motivating example: Mutual exclusion

- 2 processes, 3 shared variables (H. Hyman, 1966)
 - **blocked0**: process 1 (P0) wants to enter
 - **blocked1**: process 2 (P1) wants to enter
 - **turn**: which process is allowed to enter (0 for P0, 1 for P1)

```
while (true) {
    blocked0 = true;
    while (turn!=0) {
        while (blocked1==true) {
            skip;
        }
        turn=0;
    }
    // Critical section
    blocked0 = false;
    // Do other things
}
```

P0

```
while (true) {
    blocked1 = true;
    while (turn!=1) {
        while (blocked0==true) {
            skip;
        }
        turn=1;
    }
    // Critical section
    blocked1 = false;
    // Do other things
}
```

P1

Is the algorithm correct?

The model in UPPAAL (version 1)

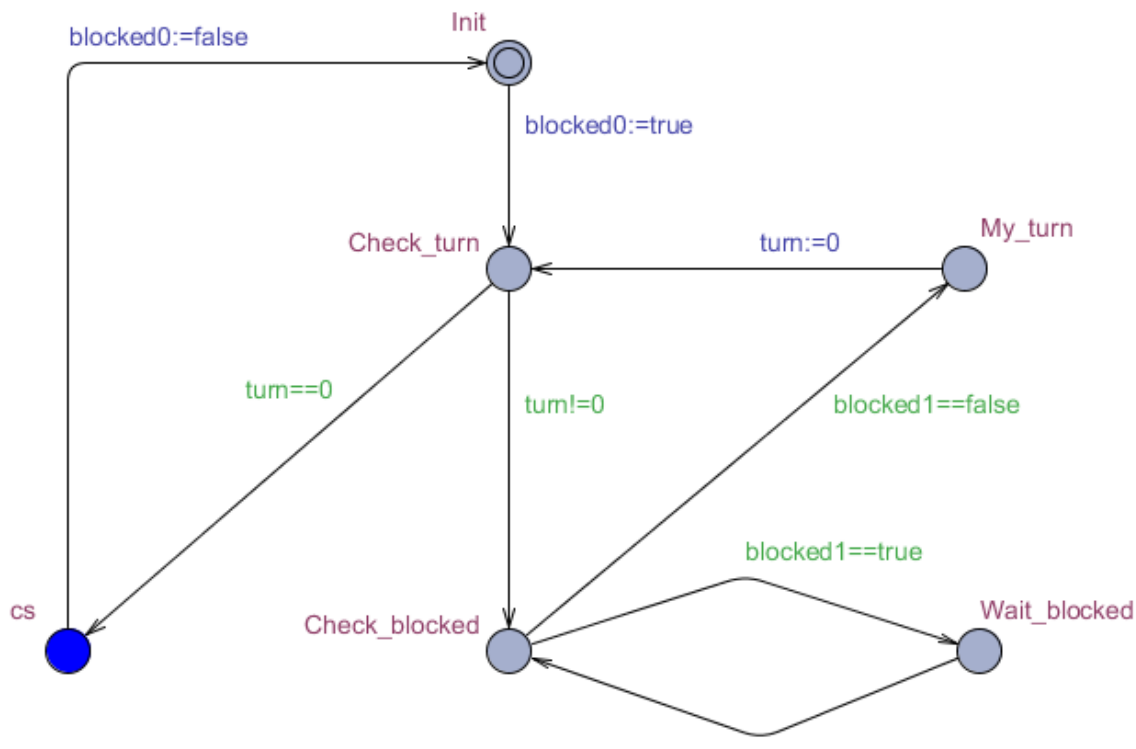
Declarations:

```
bool blocked0;  
bool blocked1;  
int[0,1] turn=0;  
system P0, P1;
```

Modeling idioms used:

- Global variables
- Variables with restricted domain

Automaton P0:



```
while (true) {                                P0  
  blocked0 = true;  
  while (turn!=0) {  
    while (blocked1==true) {  
      skip;  
    }  
    turn=0;  
  }  
  // Critical section  
  blocked0 = false;  
  // Do other things  
}
```

UPPAAL: formalizing requirements

- Mutual exclusion:
 - At most one process is allowed to be in the critical section
- Deadlock freedom:
 - It is not possible that processes are mutually waiting for each other
- The expected behavior is possible:
 - For P0 it is possible to enter the critical section:
 - For P1 it is possible to enter the critical section:
- Starvation freedom:
 - P0 will eventually enter the critical section:
 - P1 will eventually enter the critical section:

Labels: P0.cs, P1.cs, deadlock

UPPAAL: formalizing requirements

- Mutual exclusion:

At most one process is allowed to be in the critical section

$A[] \text{ not } (P0.cs \text{ and } P1.cs)$

- Deadlock freedom:

It is not possible that processes are mutually waiting for each other

$A[] \text{ not deadlock}$

- The expected behavior is possible:

- For P0 it is possible to enter the critical section: $E\langle\rangle(P0.cs)$

- For P1 it is possible to enter the critical section: $E\langle\rangle(P1.cs)$

- Starvation freedom:

P0 will eventually enter the critical section: $A\langle\rangle(P0.cs)$

P1 will eventually enter the critical section: $A\langle\rangle(P1.cs)$

Labels: P0.cs and P1.cs

UPPAAL: Results of model checking

- Mutual exclusion is not ensured!
 - Counterexample: interleaving between the two processes (can be replayed in simulator)
- No deadlocks
- The expected behavior is possible
- Starvation freedom cannot be analyzed without specification of timing
 - Trivial counterexample: time elapses indefinitely in the initial location
 - A special consequence of timed behavior
 - Enforcing progress: urgent location or invariants
 - Starvation freedom?
 - The system is not starvation free (cyclic counterexample)

Fixing the algorithm

Peterson's algorithm

- For process P0
(P1 analogously):

Hyman:

```
while (true) {  
    blocked0 = true;  
    while (turn!=0) {  
        while (blocked1==true) {  
            skip;  
        }  
        turn=0;  
    }  
    // Critical section  
    blocked0 = false;  
    // Do other things  
}
```

Peterson:

```
while (true) {  
    blocked0 = true;  
    turn=1;  
    while (blocked1==true &&  
        turn!=0) {  
        skip;  
    }  
  
    // Critical section  
    blocked0 = false;  
    // Do other things  
}
```